NOTES:

1. REVISIONS REQUIRE WHIRLPOOL CODES APPROVAL.
2. COMPONENT(S) REFERENCED HEREIN SHALL COMPLY WITH WHIRLPOOL'S CURRENT SPECIFICATIONS, INCLUDING ITS MATERIALS COMPLIANCE SPECIFICATION GES0084 - GLOBAL COLUMN.
3. FLAT SIZE 280X432 FOLDED TO 108X70 WITH PART NUMBER VISIBLE.
4. WIRING DIAGRAM PRINTS 1/1 BLACK.
5. VENDOR TO USE WIRING DIAGRAM IMAGES APPEARING WITHIN CROP MARKS ON ENGINEERING DRAWING AS ARTWORK, PRINTING ONE IMAGE PER SIDE.
6. MATERIAL: 19.3KG (42.5LB) ALTERNATIVE STOCK.

REV	DESCRIPTION OF CHANGE	LOC	BY	C.N.	DATE
A	RELEASE W11527531	A3-1	GIRASNR	2281466	05-FEB-2021

THIS DRAWING IS THE PROPERTY OF WHIRLPOOL CORP. IT CONTAINS CONFIDENTIAL INFORMATION BELONGING TO AND/OR ENTRUSTED TO WHIRLPOOL. IT IS DISCLOSED IN CONFIDENCE AND SHALL NOT BE HELD, REPRODUCED, DISCLOSED OR USED EXCEPT IN A MANNER AND FOR A PURPOSE EXPRESSLY PERMITTED BY WHIRLPOOL IN WRITING.

VENDORS SHALL NOT REVISE ANY PHYSICAL, DIMENSIONAL, OR PERFORMANCE CHARACTERISTICS UNLESS AUTHORIZED IN WRITING BY WHIRLPOOL ENGINEERING GROUP.

WHIRLPOOL TEST SPECIFICATIONS, IF ANY, ARE NOT INTENDED TO ASSUME ANY RESPONSIBILITY FOR SUBSEQUENT PROBLEMS WITH OR CAUSED BY THE PART, COMPONENT, OR ASSEMBLY PROVIDED BY THE SUPPLIER, AND DO NOT RELIEVE THE SUPPLIER OF ITS OBLIGATIONS INCLUDING, BUT NOT LIMITED TO, THE NEED TO PERFORM ITS OWN TESTING, INSPECTION AND ONGOING QUALITY CONTROL, AND ASSURING FITNESS FOR USE. ANY WHIRLPOOL RECOMMENDED TEST AND ITS OUTCOME DO NOT IN ANYWAY LIMIT OR CHANGE THE WARRANTY CONTAINED IN WHIRLPOOL'S PURCHASE ORDER OR SUPPLY AGREEMENT.

METRIC DIMENSIONS IN mm
DEFAULT SCALE NA
DO NOT SCALE PRINT

THIRD ANGLE PROJECTION

INTERPRETATION PER ASME Y14.5-2009

CREATION DATE 04-FEB-2021
DRAWN BY GIRASNR

Whirlpool Corporation
Benton Harbor, MI USA

DESCRIPTION (ENGLISH) WD USA/CAN ELE/GAS DRYER VMAX 2.0 DOTT
DESCRIPTION (LOCAL) ---

DRAWING SIZE	SHEET	DRAWING NUMBER	DRAWING REV
A1	1 OF 2	W11527531	A

PART NO.	REV
W11527531	A

In some European factories the letter "W" of the part code mentioned herein will be automatically replaced by the number "4000" (e.g. "W12345678" becomes "400012345678"

FOR SERVICE TECHNICIAN´S USE ONLY

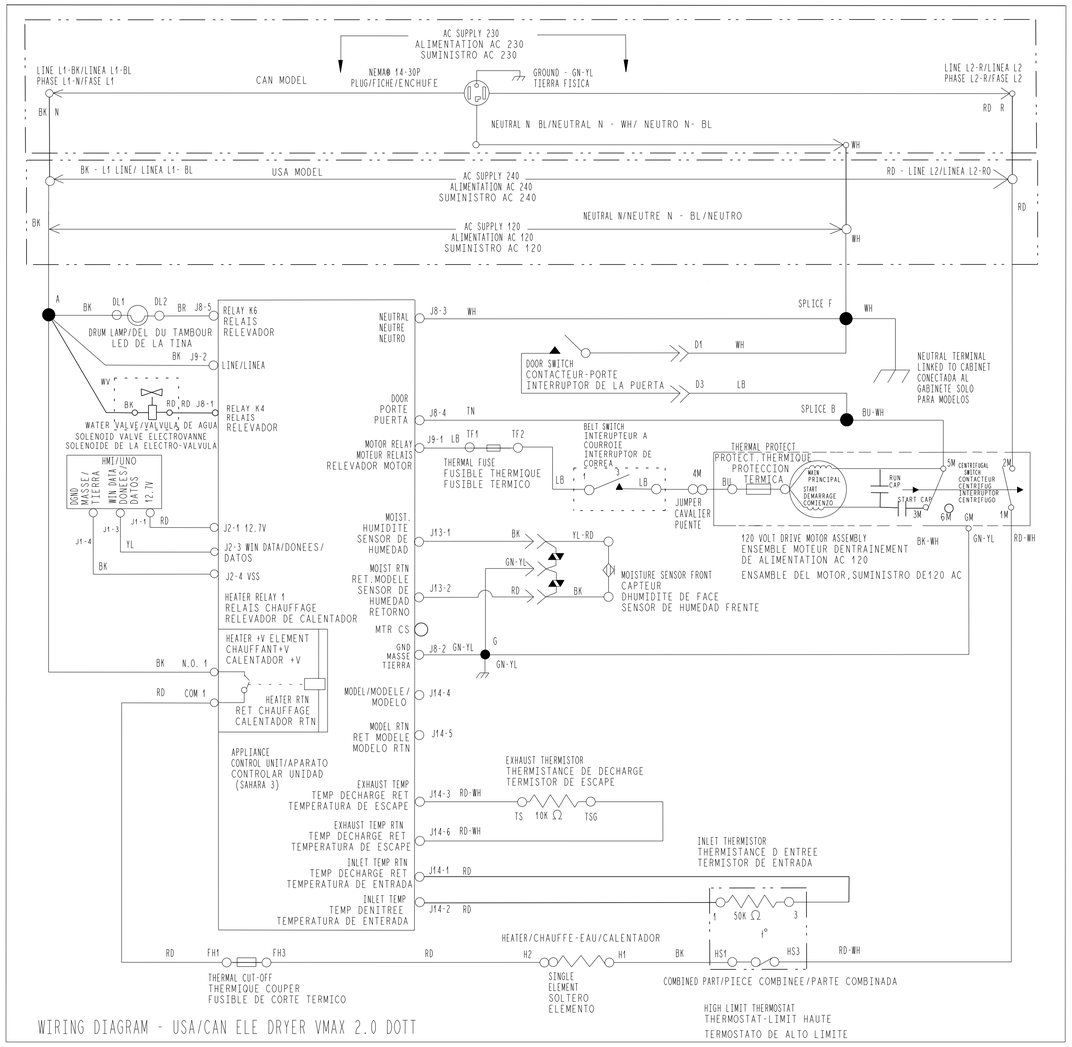

WIRING DIAGRAM - USA/CAN ELE DRYER VMAX 2.0 DOTT

FOR SERVICE TECHNICIAN´S USE ONLY

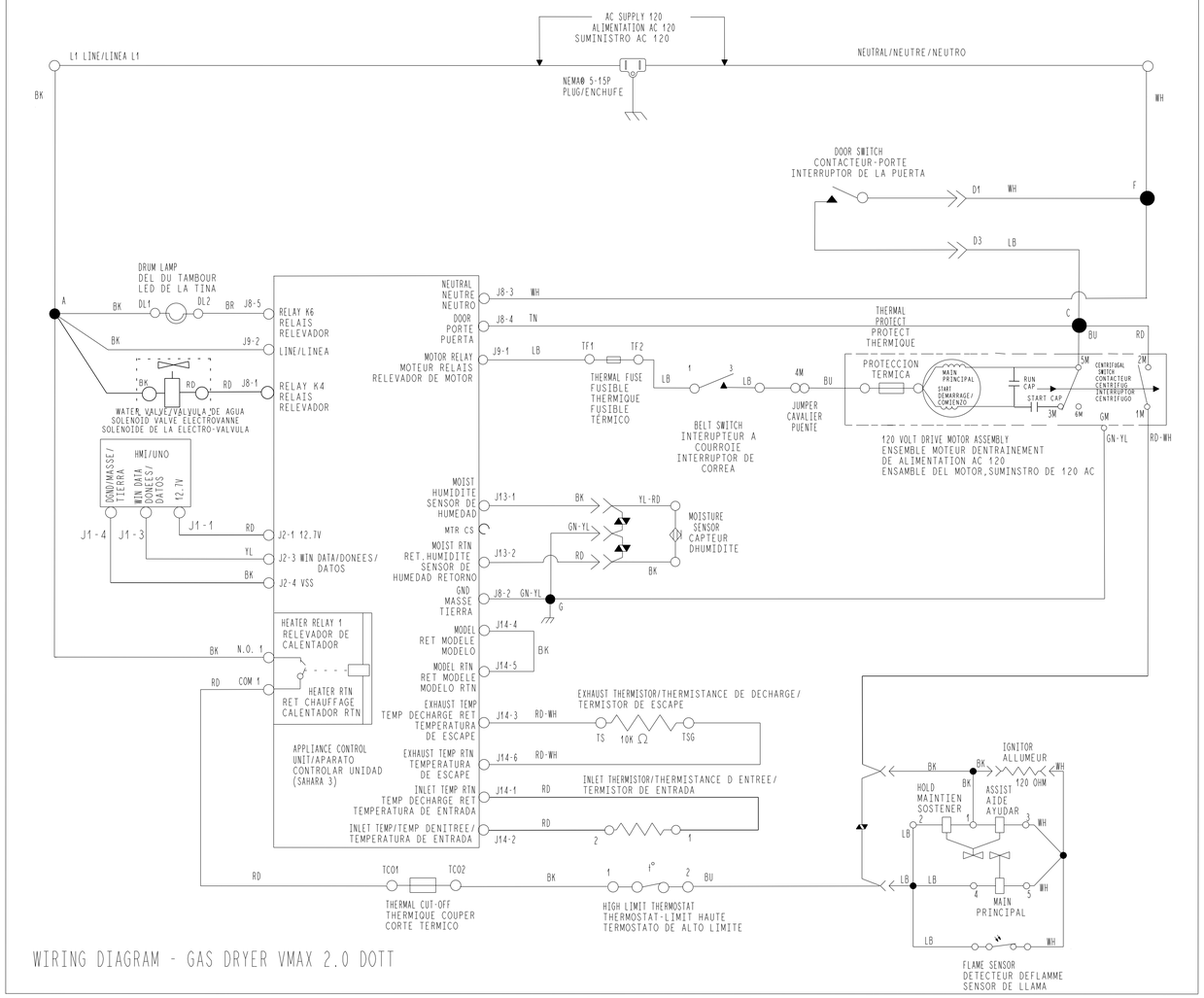

WIRING DIAGRAM - GAS DRYER VMAX 2.0 DOTT

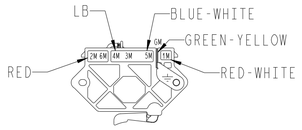

PLUGGABLE
DRIVE MOTOR SWITCH

LEGEND

SYMBOL	DESCRIPTION
	TERMINAL
	SPLICE
	INLINE CONNECTION
	DOUBLE CRIMP
	NOT USED ON ALL MODELS

W11527531 A

WIRE COLOR TABLE			
COLOR CODE	COLOR TRI-LINGUAL	COLOR CODE	COLOR TRI-LINGUAL
BU	BLUE/BLEU/AZUL	BK	BLACK/NOIR/NEGRO
GY	GRAY/GRIS	GN	GREEN/VERT/VERDE
PK	PINK/ROSE/ROSADO	LGN	LIGHT GREEN/VERT CLAIR/VERDE CLARO
RD	RED/ROUGE/ROJO	LB	LIGHT BLUE/BLEU CLAIR/AZUL CLARO
TN	TAN	OR	ORANGE/NARANJA
V	VIOLET/VIOLETA	YL	YELLOW/JAUNE/AMARILLO
WH	WHITE/BLANC/BLANCO	BR	BROWN/MARRON
AU	GOLD/DORE/DORADO	AG	SILVER/ARGENTE/PLATEADO
CU	COPPER/CUIVRE/COBRE	AL	ALUMINUM/ALUMINIO

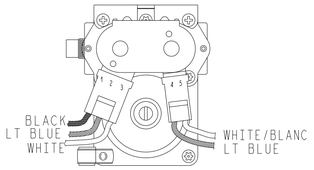

GAS VALVE

W11527531 A

Whirlpool CORPORATION
Whirlpool Corporation
Benton Harbor, MI USA

DESCRIPTION (ENGLISH): WD USA/CAN ELE/GAS DRYER VMAX 2.0 DOTT
DESCRIPTION (LOCAL):

DRAWING SIZE	SHEET	DRAWING NUMBER	DRAWING REV
A1	2 OF 2	W11527531	A

In some European factories the letter "W" of the part code mentioned herein will be automatically replaced by the number "4000" (e.g. "W12345678" becomes "400012345678")